



DeepL

Subscribe to DeepL Pro to translate larger documents.

Visit www.DeepL.com/pro for more information.



Instruction manual included

DVD



1034DX Overlock

- 3/4 thread overlock
- Color coded thread guide
- Threading aid for the lower hook
- Differential transport
- Roll hem sewing
- Bright LED light



1034DX Overlock



Color coded thread guide



Sewing foot pressure infinitely variable



Optional sewing with free arm or flatbed



Bright LED light



Simple stitch widths and lengths regulation via rotary wheel



Integrated accessories compartment

Equipment at a glance:

- Compact, lightweight overlock machine with carrying handle
- Optional working with 3 or 4 threads
- Use of standard sewing machine needles
- Cutting, sewing and serging with perfect overlock stitches in one operation
- Differential feed for professional processing of any type of fabric. Prevents the rippling or stretching of the seam edges
- Threading aid for the lower hook
- Four-color coded, internal thread guide
- Stitch width 5.0 - 7.0 mm
- Switchable upper blade
- Optional sewing with free arm or flat bed
- Bright LED light for optimum illumination of the sewing area
- Sewing foot with compact snap bartack for changing in seconds
- Telescopic thread guide
- Sewing foot pressure infinitely variable to ensure good material feed
- Tool set
- Rich accessories
- Dust cover
- DVD with instruction manual

Standard stitch

4 thread overlock



3 thread overlock 5 mm



3 thread overlock 2.8 mm




Rolled hem



Narrow serging



Tucks / Decorative stitch with



Flat seam with blindstitch foot



Blind stitch / Blind stitch foot optional




Optional stitch selection with optional accessories




Tape sewing foot

Sewing on a reinforcing or elastic band.




Piping foot

Edging a cord between two layers of fabric.



Bead sewing foot

Sewing on beads, sequins, rhinestones ribbons.



Curling foot

For crimping and sewing on at the same

For more information, visit sewingcraft.brother.eu or contact your dealer.

@brothersewingcraft



@brothersewing.com



Presented by your Brother dealer:



brother
at your side